



PENSACOLA-ESCAMBIA PROMOTION & DEVELOPMENT COMMISSION

March 22nd, 2022 at 10:00 AM

CO:LAB Pensacola

First Floor Conference Room

PEDC AGENDA

- | | |
|---|----------------|
| 1. Verify Quorum | Melissa Stoker |
| 2. Call to Order | Lewis Bear |
| 3. Public Notice (3.7.22) | |
| 4. Public Comment | |
| 5. Action Items | |
| a. Approval of February 22 nd , 2022 Meeting Minutes | |
| b. Approval of February 2022 Financials | |
| 6. Discussion Items (No Board Action Anticipated) | Scott Luth |
| a. Reappointment of Commissioner Steven Barry Through 2023 | |
| b. Economic Development Update | |
| c. Legislative/Funding Updates | |
| i. Bluffs Update | |
| ii. Aviation Training Center | |
| iii. State Cyber | |
| d. Tech Park Update | |
| 7. Other Business | |
| 8. Adjourn | |

Next Meeting: Tuesday, April 26th, 2022 at 10:00 am

Fiscal Year Meeting Schedule

May 24, 2022

June 28, 2022

July 26, 2022

August 23, 2022

September 27, 2022



February 22nd, 2022 – CO:LAB Pensacola
418 W. Garden Street, Pensacola, FL 32502

PEDC Members Present: Lewis Bear, Dave Hoxeng, Steven Barry, David Peaden, Jeff Bergosh, Mayor Ben Boutwell, Dr. Lusharon Wiley, David Peaden

Staff: Scott Luth, Melissa Stoker, Danita Andrews, Sena Maddison, Danita Andrews, Patrick Rooney, Jeff Dyer, Richard Sherril

Guests: Dave Murzin, Troupe Brewer (Clark Partington), Freddy Donovan (BDI), Mike Langston (BDI), Rick Byars, Erica Grancagnola, Jodi Caudle

1. **Verify Quorum/Roll Call:** Quorum was confirmed.
2. **Call to Order:** Lewis Bear called the meeting to order at 10:03 am.
3. **Public Notice:** This meeting was publicly noticed on 1/26/22.
4. **Public Comment:** Lewis Bear requested public comment. There were none.
5. **Action Items**
 - a. Approval of January 25th, 2022 Meeting Minutes
Dave Hoxeng motioned to approve the minutes.
Steven Barry seconded.
Passed unanimously.
 - b. Approval of January 2022 Financials
Steven Barry motioned to approve the financials.
Dave Hoxeng seconded.
Passed unanimously.
 - c. Tech Park Power Bill Payment Options
Steven Barry motioned to approve monthly ACH payments.
Dave Peaden seconded.
Passed unanimously.
 - d. Bluffs Project Roundabout RFP Contract Updates: Scott Luth provided an update to the board. He shared that after publicly noticing the RFP twice and reaching out directly to a list of local engineers, we received 1 submission from Baskerville-Donovan (BDI). We have met with BDI, consulted legal counsel (Richard Sherrill) and ironed out the details of the contract which has been shared with the board.
Steven Barry motioned to approve the execution of the contract with BDI.
Dave Hoxeng seconded.
Passed unanimously.
6. **Discussion Items**
 - a. Economic Development Update: Danita Andrews shared we have 2 imminent announcements coming. Danita also shared that Project Guardian is looking to expand their presence to include 42 new jobs at an average wage of \$84,000 annually. There is

a \$7.8M capital investment expected. Project Sky is a fairly new veteran start up. They have gone from 7 employees to 40 and are projecting to add another 28-30 jobs with an average wage of \$48,000 with a \$1.5M expansion. We are working to connect them with SpaceFlorida as well for additional opportunities. They also received a new contract award last week. There has also been an RFP submitted for Cypress Bluffs as a potential location for Project Turaco. They are looking at 30-50 acres for aviation manufacturing to include 200 new jobs and a \$200M capital investment. Project Aurora had a site visit in November, and the principals are out of country but are still considering us on their short list of about 5 locations. Scott Luth provided an update on Project Ventura and legislative challenges. We are expecting a meeting with the CEO for further discussion next month.

b. Legislative/Funding Updates

1. Bluffs Update: Scott Luth shared that we feel fairly confident that we will receive some additional funding come through legislation for this.
2. Aviation Training Center: Scott Luth shared that we do not currently have funding in the House or Senate for this, so we may be looking at the Governor's Growth Fund for this.
3. State Cyber: Scott Luth shared that we are still working to include language in this legislative session that sets the stage for a state SOC in Pensacola. We are letting Senator Broxson navigate and drive that effort for us. There is a big push from the Speaker for Tampa, so we may want to wait for a better position next year politically. We will continue to monitor.

- c. Tech Park Update:** Scott Luth shared that the Department of Homeland Security is in a holding pattern on what their priorities are. There have been a few calls and inquiries otherwise but nothing worth presenting at this time.

- 7. Other Business:** Scott Luth shared that we are working through the legal aspect of Project Pioneer. We have a tentative closing date of March 28th. We have requested an additional year to spend the matching money from Triumph. Scott is requesting the board authorize Chairman Lewis Bear to execute the agreement for this extension.

Steven Barry motioned to approve.

Ben Boutwell seconded.

Passed unanimously.

- 8. Adjourn:** Lewis Bear adjourned the meeting at 10:41 am.

Next Meeting: 03/22/2022

Respectfully Submitted By:

Steven Barry, Secretary-Treasurer
Pensacola-Escambia Promotion & Development Commission

Pensacola Escambia County Promotion Development Comm
Profit Loss Budget Performance
October 2021 through February 2022

	Oct '21 - Feb 22	Budget	\$ Over Budget	% of Budget
Ordinary Income/Expense				
Income				
4000 · City of Pensacola Income	87,500.00	175,000.00	-87,500.00	50.0%
4100 · Escambia County Income	300,000.00	600,000.00	-300,000.00	50.0%
4400 · Foreign Trade Zone Income	1,469.00	1,250.00	219.00	117.52%
4520 · FOIL Income	0.00	1,500,000.00	-1,500,000.00	0.0%
4800 · Interest Income	31.33	1,000.00	-968.67	3.13%
Total Income	389,000.33	2,277,250.00	-1,888,249.67	17.08%
Gross Profit	389,000.33	2,277,250.00	-1,888,249.67	17.08%
Expense				
5004 · Economic Development	337,500.00	675,000.00	-337,500.00	50.0%
5010 · Foreign Trade Zone	0.00	1,250.00	-1,250.00	0.0%
5100 · Audit Fees	7,000.00	12,000.00	-5,000.00	58.33%
5310 · Insurance - D&O Liability	0.00	1,000.00	-1,000.00	0.0%
5320 · Legal Expenses	2,212.50	7,500.00	-5,287.50	29.5%
5330 · Bank Service Charges	238.10	100.00	138.10	238.1%
5340 · Special District Fees	175.00	200.00	-25.00	87.5%
5400 · Technology Park Expenses	12,423.54	50,000.00	-37,576.46	24.85%
5420 · FOIL Expenses	1,099.50	1,500,000.00	-1,498,900.50	0.07%
5500 · New Project Expense	34,018.50	30,000.00	4,018.50	113.4%
5600 · Miscellaneous Expense	0.00	200.00	-200.00	0.0%
Total Expense	394,667.14	2,277,250.00	-1,882,582.86	17.33%
Net Ordinary Income	-5,666.81	0.00	-5,666.81	100.0%
Net Income	-5,666.81	0.00	-5,666.81	100.0%

Pensacola Escambia County Promotion & Development Comm

Balance Sheet

As of February 28, 2022

Feb 28, 22

ASSETS

Current Assets

Checking/Savings

1010 · Checking - PNC Bank 341,468.54

1111 · BBVA Money Market 537,462.44

Total Checking/Savings 878,930.98

Total Current Assets 878,930.98

Fixed Assets

1500 · Land 8,325,000.00

1600 · Land Improvements 3,243,106.03

1799 · Allowance for Fair Value Adj -5,718,106.03

Total Fixed Assets 5,850,000.00

TOTAL ASSETS 6,728,930.98

LIABILITIES & EQUITY

Liabilities

Current Liabilities

Other Current Liabilities

2122 · Tech Park Payable - County LOC 2,309,948.00

Total Other Current Liabilities 2,309,948.00

Total Current Liabilities 2,309,948.00

Total Liabilities 2,309,948.00

Equity

32000 · Unrestricted Net Assets 4,311,142.59

3202 · Economic Development Projects 61,198.00

3203 · Commerce Park Impr/Mktg 52,309.20

Net Income -5,666.81

Total Equity 4,418,982.98

TOTAL LIABILITIES & EQUITY 6,728,930.98

Board of County Commissioners Escambia County, Florida

Jeff Bergosh
District One
Chairman

Douglas B. Underhill
District Two
Vice-Chair

Lumon J. May
District Three

Robert D. Bender
District Four

Steven Barry
District Five



Wes Moreno
Interim County Administrator
wjmoreno@MyEscambia.com

March 8, 2022

Scott Luth
FloridaWest
P.O. Box 1992
Pensacola, Florida 32591

RE: Commissioner Appointments to the Pensacola-Escambia Development Commission

Dear Mr. Luth:

I am pleased to advise you that the Board of County Commissioners, in regular session held Thursday, January 6, 2022, confirmed the continuation of Commissioner Steven Barry's appointment to the Pensacola-Escambia Development Commission through 2022 and Commissioner Jeff Bergosh's appointment to the Pensacola-Escambia Development Commission for calendar years 2022 and 2023.

Please provide all agendas and correspondence related to these appointments directly to Commissioner Barry and Commissioner Bergosh at P.O. Box 1591, Pensacola, Florida 32591-1591.

If you have any questions concerning this matter, please contact Sam Jernigan at 595-4917.

Best,

A handwritten signature in blue ink that reads "Wesley J. Moreno".

Wesley J. Moreno
Interim County Administrator

WJM:sj

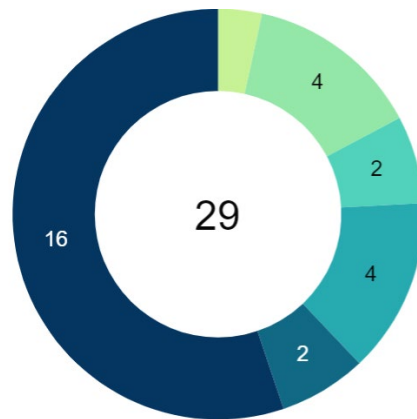
pc: Commissioner Barry
Commissioner Bergosh

BUSINESS DEVELOPMENT

Year to Date March 7, 2021

Active Projects	29
Active Project Site Visits	7
Existing Industry Visits	74
Response Proposals	11

PROJECTS 2191 JOBS **11** NEW RELOCATIONS
CAPEX \$942,581,385 **18** LOCAL EXPANSIONS



- Primary Target Industry
- Aviation/Aerospace ●
 - Business Services ●
 - Cyber Security ●
 - Distribution/Logistics ●
 - Information Technology ●
 - Manufacturing ●

2ND QUARTER EXISTING INDUSTRY VISITS 74

OCTOBER	20
NOVEMBER	12
DECEMBER	3
JANUARY	23
FEBRUARY	16

2/1/2022	Taste of Pensacola
2/4/2022	Brewww
2/7/2022	Determinant Materials, LLC
2/8/2022	Kleinhaus Consulting
2/10/2022	Brewww
2/10/2022	Silver Industries
2/10/2022	Taylor Digital Solutions
2/15/2022	Hatchmark Studio
2/15/2022	Regenerative Labs
2/15/2022	Capacity Path
2/16/2022	Regenerative Labs
2/18/2022	Ridgeline Intl/Barber Properties
2/21/2022	Ridgeline Intl/Barber Properties
2/22/2022	Kinetic Concepts
2/23/2022	Guided Particle Systems, Inc.
2/24/2022	Ridgeline Intl/Barber Properties

# Employees	Sector
1	Business Services
	Business Services
1	Manufacturing
2	Business Services
	Business Services
	Information Technology (IT)
	Information Technology (IT)
7	Business Services
9	Research & Development
2	Non-Target Industry
9	Research & Development
	Business Services
	Business Services
6	Research & Development
	Business Services

ANNOUNCEMENTS



JOBS GOAL = 2000 (by 2023)
 2015 -2021 = 32 PROJECTS ANNOUNCED

16 PROJECTS **3** NEW RELOCATIONS
 2019-2021 **13** LOCAL EXPANSIONS

New Jobs	Retained Jobs	Average Wage	Annual Payroll	Capital Investment
1692	70	\$50,989	\$83,637,490	\$280,475,000
New Jobs	Retained Jobs	Average Wage	Annual Payroll	Capital Investment
7050	678	\$52,188	\$403,305,242	\$757,733,200

FloridaWest - Business Expansion and Relocation Announcements

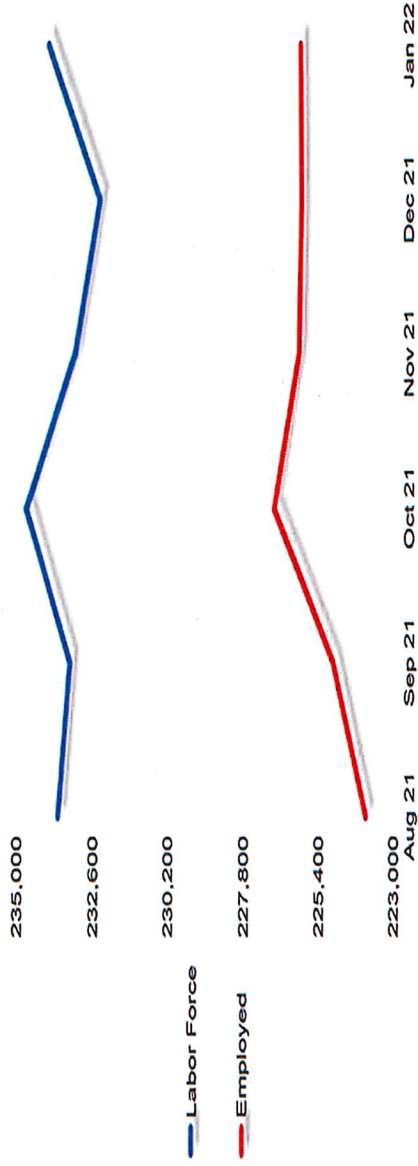
Company	Sector	New Jobs	Retained Jobs	Average Wage	Annual Payroll	Capital Investment
Economic Development Announcements (2014-2018)	16 Projects	5358	608	\$53,948	\$311,077,402	\$477,258,200
Lost Key Media	Business Services	3		\$42,000	\$126,000	NA
May, 2019						
American Tire Distributors	Distribution	30	20	\$32,000	\$1,600,000	\$4,000,000
June, 2019						
ST Engineering Aerospace	Aviation	1325		\$45,394	\$60,147,050	\$245,000,000
July, 2019						
Social Icon	Business Services	3		\$36,000	\$108,000	NA
August, 2019						
Qualia Is	Business Services	2		\$50,000	\$100,000	NA
March 2020						
EBI Management Group, Inc.	Business Services	14		\$65,000	\$910,000	\$350,000
March, 2020						
Girl Catch Fire	Business Services	1		\$50,000	\$50,000	NA
April, 2020						
CoFlyt	IT	5		\$45,000	\$225,000	NA
May, 2020						
Right on Target Marketing	Business Services	2		\$40,000	\$80,000	NA
May, 2020						
Speaker Training	Business Services	1		\$50,000	\$50,000	NA
May, 2020						
Allius Marketing	Business Services	1		\$55,000	\$55,000	NA
May 2020						
Blue Wind Technologies	Manufacturing	120		\$41,937	\$5,032,440	\$2,500,000
May 2020						
Ascend Performance Materials	Manufacturing	10	30	\$67,000	\$2,680,000	\$20,000,000
June 2020						
Cordele Intermodal	Business Services	5	20	\$42,000	\$1,050,000	\$3,500,000
June 2020						
Streamline Boats	Manufacturing	100		\$45,500	\$4,550,000	\$2,000,000
September 2020						
CIRCULOGENE	BioMedical	70		\$100,000	\$7,000,000	\$3,125,000
December 2021						
5-year Goals To Date	16 Projects	1692	70	\$50,989	\$83,637,490	\$280,475,000
FY 2014-2021 Totals	32 Projects	7050	678	\$52,188	\$403,305,242	\$757,733,200

Pensacola-Ferry Pass-Brent Metropolitan Statistical Area												
	Jan 20 (Pre COVID)	Apr 20 (COVID)	Aug 21	Sep 21	Oct 21	Nov 21	Dec 21	Jan 22	Dec 21 to Jan 22	Aug 21 to Jan 22	Apr 20 (COVID) to Jan 22	
Unemployment Rate	3.7%	12.0%	4.2%	3.6%	3.4%	3.1%	2.8%	3.4%	0.6%	-0.8%	-8.6%	
Labor Force	230,019	218,140	233,706	233,303	234,703	233,147	232,348	233,970	1,622	264	15,830	
Total Employed	221,511	192,188	223,892	224,905	226,804	226,005	225,928	225,937	9	2,045	33,749	
Total Unemployed	8,508	25,952	9,814	8,398	7,899	7,142	6,420	8,033	1,613	(1,781)	(17,919)	
Nonagricultural Employment by Industry	186,000	175,200	187,700	187,700	190,200	192,300	192,400	189,500	(2,600)	2,100	16,300	
Mining, Logging, and Construction	12,500	12,100	12,800	12,800	12,800	12,800	12,900	12,800	(100)	300	700	
Manufacturing	7,000	6,500	7,100	7,100	7,100	7,100	7,100	7,100	0	0	600	
Trade, Transportation, and Utilities	33,700	30,900	34,100	34,500	34,800	35,700	36,200	36,300	100	2,200	5,400	
Wholesale Trade	5,700	5,600	5,900	5,900	5,900	6,000	6,000	6,300	300	400	700	
Retail Trade	23,700	21,300	23,600	24,000	24,200	24,900	25,200	25,300	100	1,700	4,000	
Transportation, Warehousing, and Trade	4,300	4,000	4,600	4,600	4,700	4,800	5,000	4,700	(300)	100	700	
Information	1,600	1,600	1,500	1,500	1,500	1,500	1,500	1,600	100	100	0	
Financial Activities	14,900	14,600	16,100	15,900	16,000	16,100	16,400	15,900	(500)	(200)	1,300	
Professional and Business Services	24,100	22,900	25,300	24,800	26,100	25,200	25,700	26,200	500	900	3,300	
Education and Health Services	31,200	29,300	31,400	31,300	31,700	31,800	31,700	30,800	(900)	(600)	1,500	
Leisure and Hospitality	25,700	20,800	24,600	24,300	24,700	25,000	25,000	24,400	(600)	(200)	3,600	
Other Services	6,400	5,200	6,600	6,600	6,600	6,600	6,600	6,800	200	200	1,600	
Government	28,900	29,300	28,200	28,900	29,100	29,500	29,000	27,600	(1,400)	(600)	(1,700)	


Escambia County												
	Jan 20 (Pre COVID)	Apr 20 (COVID)	Aug 21	Sep 21	Oct 21	Nov 21	Dec 21	Jan 22	Dec 21 to Jan 22	Aug 21 to Jan 22	Apr 20 (COVID) to Jan 22	
Unemployment Rate	3.4%	12.6%	4.6%	3.9%	3.7%	3.3%	3.0%	3.7%	0.7%	-0.9%	-8.9%	
Labor Force	146,089	134,040	147,786	147,458	148,313	147,187	146,627	147,677	1,050	(109)	13,637	
Total Employed	141,184	117,143	141,046	141,642	142,836	142,270	142,234	142,246	12	1,200	25,103	
Total Unemployed	4,905	16,897	6,740	5,816	5,477	4,917	4,393	5,431	1,038	(1,309)	(11,466)	

Source: Florida Department of Economic Opportunity, Bureau of Workforce Statistics and Economic Research

Pensacola MSA Labor Force



Escambia County Labor Force



Overview of the CareerSource Escarosa Region
Not Seasonally Adjusted
March 14, 2022

- The unemployment rate in the CareerSource Escarosa region (Escambia and Santa Rosa counties) was 3.4 percent in January 2022. This rate was 2.2 percentage points lower than the region's year ago rate of 5.6 percent. The region's January 2022 unemployment rate was 0.1 percentage point lower than the state rate of 3.5 percent. The labor force was 233,970, up 7,885 (+3.5 percent) over the year. There were 8,033 unemployed residents in the region.
- Santa Rosa County had the lowest unemployment rate (3.0 percent) in the CareerSource Escarosa region followed by Escambia County (3.7 percent).
- In January 2022 nonagricultural employment in the Pensacola-Ferry Pass-Brent MSA was 189,500, an increase of 7,500 jobs (+4.1 percent) over the year.
- The trade, transportation, and utilities (+8.0 percent) and financial activities (+7.4 percent) industries grew faster in the metro area than statewide over the year.
- The Pensacola-Ferry Pass-Brent MSA had the fastest annual job growth rate compared to all the metro areas in the state in trade, transportation, and utilities (+8.0 percent) in January 2022.
- The industries gaining in jobs over the year were trade, transportation, and utilities (+2,700 jobs); leisure and hospitality (+2,200 jobs); professional and business services (+1,500 jobs); financial activities (+1,100 jobs); mining, logging, and construction (+300 jobs); education and health services (+300 jobs); information (+100 jobs); and other services (+100 jobs).
- The industries losing jobs over the year were government (-700 jobs) and manufacturing (-100 jobs).

Note: All data are subject to revision.

Source: Florida Department of Economic Opportunity, Bureau of Workforce Statistics and Economic Research.

Unemployment Rates (not seasonally adjusted)	Jan-22	Dec-21	Jan-21
CareerSource Escarosa	3.4%	2.8%	5.6%
Escambia County	3.7%	3.0%	6.1%
Santa Rosa County	3.0%	2.4%	4.6%
Florida	3.5%	2.9%	6.1%
United States	4.4%	3.7%	6.8%

Nonagricultural Employment by Industry (not seasonally adjusted)	Pensacola-Ferry Pass-Brent Metropolitan Statistical Area				Florida			
	Jan-22	Jan-21	change	percent change	Jan-22	Jan-21	change	percent change
Total Employment	189,500	182,000	7,500	4.1	9,137,900	8,643,700	494,200	5.7
Mining, Logging, and Construction	12,800	12,500	300	2.4	581,000	566,800	14,200	2.5
Manufacturing	7,100	7,200	-100	-1.4	392,600	379,600	13,000	3.4
Trade, Transportation, and Utilities	36,300	33,600	2,700	8.0	1,903,000	1,805,400	97,600	5.4
Wholesale Trade	6,300	5,700	600	10.5	367,600	347,600	20,000	5.8
Retail Trade	25,300	23,400	1,900	8.1	1,128,800	1,075,800	53,000	4.9
Transportation, Warehousing, and Utilities	4,700	4,500	200	4.4	406,600	382,000	24,600	6.4
Information	1,600	1,500	100	6.7	142,000	131,200	10,800	8.2
Financial Activities	15,900	14,800	1,100	7.4	635,100	602,300	32,800	5.4
Professional and Business Services	26,200	24,700	1,500	6.1	1,497,300	1,394,700	102,600	7.4
Education and Health Services	30,800	30,500	300	1.0	1,348,200	1,322,100	26,100	2.0
Leisure and Hospitality	24,400	22,200	2,200	9.9	1,191,800	1,016,900	174,900	17.2
Other Services	6,800	6,700	100	1.5	340,700	323,400	17,300	5.3
Government	27,600	28,300	-700	-2.5	1,106,200	1,101,300	4,900	0.4

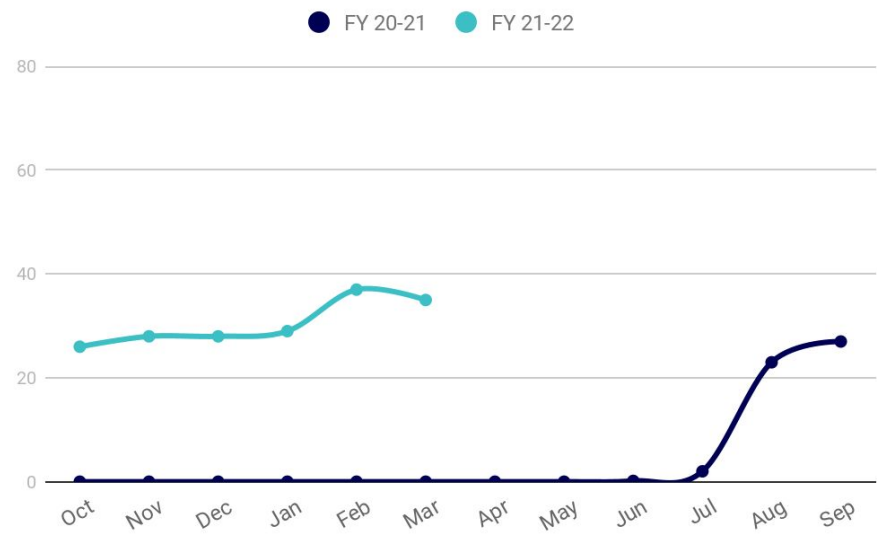
Population	2020	2019	change	percent change
CareerSource Escarosa	511,503	503,966	7,537	1.5
Escambia County	322,364	319,379	2,985	0.9
Santa Rosa County	189,139	184,587	4,552	2.5
Florida	21,733,312	21,492,056	241,256	1.1

Average Annual Wage	2020	2019	change	percent change
CareerSource Escarosa	\$47,247	\$44,347	\$2,900	6.5
Escambia County	\$48,847	\$45,786	\$3,061	6.7
Santa Rosa County	\$41,701	\$39,341	\$2,360	6.0
Florida	\$55,845	\$51,744	\$4,101	7.9

Note: All data are subject to revision.

Source: Florida Department of Economic Opportunity, Bureau of Workforce Statistics and Economic Research.

Occupancy (Goal: 80%)



3,537 SQ. FT.
OF 10,206 TOTAL



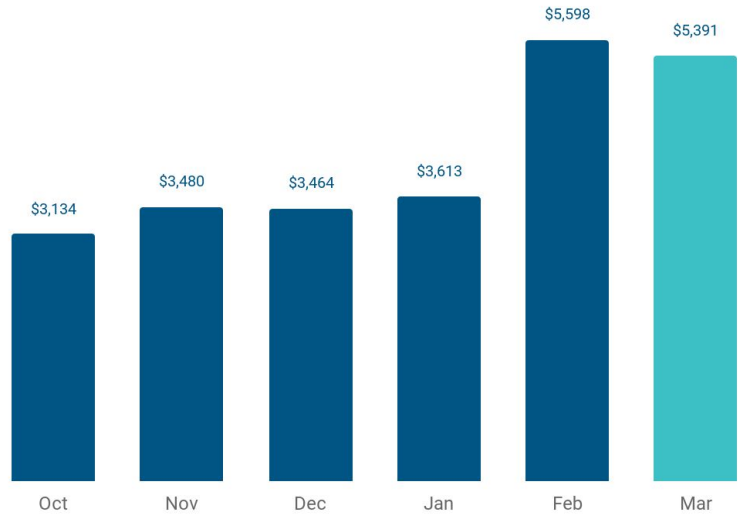
10
COMPANIES



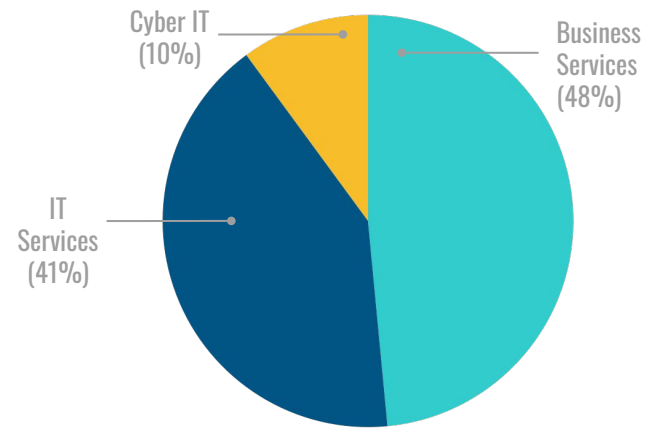
29 EMPLOYEES



Revenue



Employees by Industry



Companies

Vivid Bridge Studios

Year 4

Snap Soccer

Year 3

128 Creative Collective
ARGO Cyber Systems
Capacity Path
Envision CMS
National Energy USA
Mind Marketing Group
First Place Partners*
Heart Crossed Films

Year 1

*Affiliate

Graduates & Former Clients

Data Revolution, *Graduated Sep '20*
Guided Particle Systems, Inc., *Moved out Sep '20*
Warfighter Fitness, *Moved out Sep '20*
N Star Investments, *Moved out Sep '20*
Tag Tech, *Moved out Sep '20*
Angler Up, *Moved out Sep '20*
Association Resource Solutions, *Moved out Sep '20*
Coast Software, *Moved out Jul '20*
Girl Catch Fire, *Moved out Jun '20*
Altius Marketing, *Graduated May '20*
Coflyt, *Moved out May '20*
Social Icon, *Moved out May '20*
Speaker Training, *Moved out May '20*
Right on Target Marketing, *Moved out May '20*
Pensacola Media Group, *Shut down May '20*
EBI Management Group, *Graduated Mar '20*
Qualia Is, *Moved out Mar '20*
Samantha Weaver, *Moved out Sep '19*
The Strength Group, *Moved out Sep '19*

Community

CONNECT Startup Social is a new monthly collaborative event focused on bringing founders, ideators, and entrepreneurship enthusiasts together. Attendees will be able to make personal connections and tap into area resources like mentorship, specialist advice, and local angel investors. The socials allow participants the opportunity to get expert insights and connect peer-to-peer while enjoying light refreshments. Dates, times, and locations:

Mar 1	SCI Building	4:30-6:00 pm
Apr 5	Kukua Institute	4:30-6:00 pm
May 3	CO:LAB Pensacola	4:30-6:00 pm
May 31	Jetty IOT	4:30-6:00 pm
July 5	SCI Building	4:30-6:00 pm
Aug 2	Kukua Institute	4:30-6:00 pm
Sep 6	CO:LAB Pensacola	4:30-6:00 pm

Lost Key Media, *Graduated May '19*
Hatchmark Studio, *Graduated Aug '18*
Your Techno Geeks, *Moved out May '18*
Intelligent Retinal Imaging Systems, *Grad. Apr '18*
Robotics Unlimited, *Moved out Oct '17*
Hexad Analytics, *Moved out Apr '17*
Accountingfly, *Graduated Feb '17*
Paint University, *Graduated Feb '17*
FFCF, *Moved out Feb '17*
Jewel Graphics, *Moved out Apr '17*
Broker Frameworks, *Moved out Feb '17*
Koala Pickup, *Moved out Feb '17*
Re Vera Services, LLC, *Graduated Sep '16*
Clearstream, *Graduated Sep '16*
Pay Cell Systems, *Graduated Jun '16*
Robotics Unlimited, Inc., *Graduated Dec '15*
Engineering & Planning Resources, *Graduated Apr '14*
The Analyst Group, *Graduated Jul '12*

April

2022

FloridaWest EDA

Marketing

FloridaWest and 3Sixty Media were awarded a Silver Addy for the American Advertising Federation Pensacola for our 2021 Cybersecurity Sparkle Sheet

Google Analytics

FloridaWest FEB-MAR 2,558 Unique visitors

CyberCoast FEB-MAR 181 Unique visitors

Top cities: Asburn (both sites) Atlanta, Charlotte, Dallas,



Sunday	Monday	Tuesday	Wednesday	Thursday	Friday	Saturday
					1	2
3	4	5	6	7 FloridaWest Ex.Committee 11 AM CO:LAB BOCC 5:30 Pm	8	9
10	11 City Council Agenda Conf. 3:30 PM	12 Escambia Children's Trust 5:30 Pm	13	14 BOCC COW 9:00 AM City Council 5:30	15	16
17	18	19	20	21 BOCC Mtg 9:00 AM	22	23
24	25 City Council Agenda Conf. 3:30 Workshop following	26 PEDC 10 AM FloridaWest 1:30 PM	27	28 City Council Meeting 5:30 PM	29	30


PENSACOLA TECH TAKES OFF

Brookings Institute Recognizes Escambia County's 6% Growth in Tech



During the pandemic, employment in traditional US tech metros began to decentralize to other quality-of-life meccas. According to a Brookings Institute Report, Pensacola was one of the top locations to attract new tech companies and workers with nearly 6% growth in tech. **Read the Report:** https://www.brookings.edu/blog/the-avenue/2022/03/07/coastal-cities-have-dominated-tech-work-a-new-analysis-shows-the-pandemic-may-be-changing-that/?utm_campaign=Brookings%20Brief&utm_medium=email&utm_content=206227028&utm_source=hs_email

Between the lines: [An analysis from Axios](#) says the trend will continue.
Read: The New Tech Hubs at Axios.com
<https://www.axios.com/tech-jobs-remote-work-miami-new-york-orlando-919ce9c4-d44c-46f4-b788-b5658c2bd237.html>



Downtown Tech Takes Off: From cyber to bio to IT to AI and robotics, Pensacola is quickly becoming known as a tech-friendly city. A diverse range of innovative high-growth tech companies have made their home in Pensacola's livable, walkable downtown. **More at** [CyberCoastFlorida.com](https://cybercoastflorida.com/downtown-pensacola-fl-tech-takes-off/) <https://cybercoastflorida.com/downtown-pensacola-fl-tech-takes-off/>



CO:LAB Entrepreneur Profile: Envision CMS

CO:LAB's new tenant has worked for other software companies for nearly 40 years. Now with his own venture, Ron Smith is building his vision in Pensacola's community business incubator. **Read More:**

<https://colabpensacola.com/envision-cms-takes-construction-to-the-cloud/>

Pensacola was named one of [Southern Living's Best Beach Towns 2022](#)

“Pensacola features the characteristic blue waters and powdery sands of the Gulf, but it is unique in having a historic side to explore when you’re seeking a break from the beach”



Trip Advisor also listed Pensacola Beach #11 in the U.S. in its [2022 Best of the Best](#)

FloridaWest EDA | 3 West Garden Street #618 | 850-898-2201 | floridawesteda.com

Connect with us



@floridawesteda @cybercoastpensacola @COLABPensacola



@FloridaWestEDA @cyber_coast @colabpensacola



@floridawesteda @cybercoast @colabpensacola



floridawest economic development alliance
CO:LAB Pensacola
CyberCoast

FloridaWest EDA | 3 West Garden Street #618, Pensacola, FL 32502